

Keep for Reference

Garbage Separation and Disposal

Published April 2025

Garbage Disposal Rules

(1) Please separate garbage properly and put it in designated bags.

Garbage that is not in Kariya-city designated garbage bags or designated garbage collection bags will not be collected. (Do not use plastic bags.)

(2) Please put your garbage out by 8 am on collection days.

Collection begins at 8 am. Collection times may vary depending on road conditions and the amount of garbage put out.

(3) Please put your garbage out in the designated locations.

If your local district or management company has its own rules, please follow those rules.

(4) After collection, please take designated garbage collection bags home.

Please take the designated collection bags home within the day and use them repeatedly.

What to Put Out at Designated Locations



Burnable Garbage

Collected twice a week



C

Kitchen Garbage (Cooking Scraps), Wastepaper, Disposable Diapers, Shells

- Please be sure to remove excrement from disposable diapers.
- Be sure to drain off kitchen garbage before disposing of it.

Branches, Leaves, Grass, Cut Flowers

- Please put branches **into the designated garbage bags** before putting them out for collection.
- Please remove any dirt from leaves and grass before placing them **in the designated garbage bags** and putting them out for collection.
- Please take large quantities directly to the Clean Center.

Footwear (such as shoes), Leather Products (such as bags)

- As much as possible, try to remove metal fittings.

Dirty Plastic, Paper, and Cardboard Containers and Packaging

Futons and Blankets which are Small Enough to Fit in the Designated Garbage Bags

- Items which do not fit in the designated bags are classed as "Oversized Garbage".

- Please allow tempura oil to soak into paper or cloth, or cause it to solidify using a coagulating agent before disposing of it.
- Please put out newspapers, magazines, and cardboard as recyclable paper.

Designated Garbage Collection Bags (for repeated use) * One bag distributed to each household	Distribution Centers (Clean Calendars and Guidebooks also distributed)
<div>Aluminum Cans</div> <div>Empty Steel Cans</div> <div>Empty Glass Bottles</div>	<ul style="list-style-type: none">- Waste Reduction Promotion Section (2-26-1 Aizumacho)- Environmental Management Section at the City Hall (1-1 Toycho)- Holiday and Nighttime Counters at the City Hall (City Hall closing hours)- Fujimatsu Civic Center (Fujimatsu Branch Center) (2-152 Imagawacho)- Hokubu Civic Center (78-2 Sumiyoshi, Higashizakaicho)- Hitotsugi Welfare Center (4-40-3 Hitotsugicho)- Higashi Kariya Civic Center (2-16-1 Shoecho)- Ogakie Civic Center (45-1 Komichi, Ogakiecho)
<div>Plastic Bottles (PET)</div> <div>Non-Burnable Garbage</div>	

When taking garbage to the facilities yourself

- C Clean Center
- R Kariya City Recycling Center
- L Non-burnable Landfill Site

What to Put Out at Garbage Stations (Locations for putting out "Recyclable Garbage" and "Non-burnable Garbage")



Recyclable Paper

Collected twice a month



R C

The three types that will be collected are newspaper, magazines, and cardboard.

Newspaper (including advertisements)



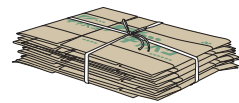
Magazines

Books, notebooks, pamphlets, catalogs, copy paper, calendars (remove any metal bits), envelopes, postcards, notepad paper, cardstock, drawing paper, penmanship paper, posters, paper file folders, etc.



Cardboard boxes

- Separate by type and tie in a tight package knot (plus-shaped knot).
- Separate by type at the garbage station.
- Use your local recyclable collection station as much as possible.
- Please exclude non-paper materials, including the clear plastic on envelopes with windows and metal bits on paper file folders.
- Make sure that small pieces of paper are put out so they don't make a mess by putting them into envelopes, inserting them inside magazines, etc.
- The following items should be disposed of as burnable garbage: Waterproof paper, paper cups, paper plates, carbon paper (e.g. for copying documents), thermal paper, photographs, shredded paper, stickers, photo albums, dirty paper.



Paper Containers and Packaging

Collected twice a month



R

This includes paper and cardboard containers and packaging that food products and daily necessities are packaged in.

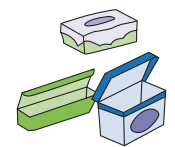
Look for this mark:



Paper Boxes

Confectionery, soap, detergent, cigarette, tissue, crayon, shoe and plastic wrap boxes

- Please remove any plastic sections.
- Please remove any staples from the boxes.
- Collapse boxes before disposal.
- If the cutting edge of the plastic wrap box is metal, please remove it and dispose of it as "Empty Steel Cans and Metal Items".



Paper and Cardboard Packaging Inserts

Paper and cardboard inserts from inside the packaging of business shirts and toothbrushes, and paper and cardboard packaging cases from puddings and yoghurt.



Paper and Cardboard Tubes and Cups

Paper and cardboard confectionery tubes and ice cream cups



Paper Bags

Paper bags, and packaging from disposable chopsticks



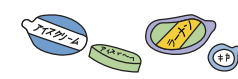
Wrapping Paper

Wrapping paper from department stores, etc., and paper used to wrap merchandise



Lids

Paper and Cardboard Seals from Ice Cream Containers, Instant Noodle Containers, and Milk Bottles, etc.



- If the items are not clean even after having been washed, please dispose of them as "Burnable Garbage".
- Please put out newspapers, magazines, and cardboard as recyclable paper.



Plastic Bottles (PET)

Collected twice a month

*Please take your emptied bags home as soon as possible after collection.



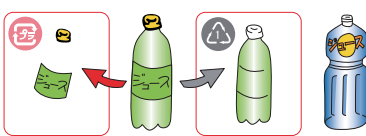
R C

This classification only includes beverage, alcohol, and soy sauce bottles.

Look for this mark:



- Please empty and rinse out bottles before putting them out for collection.
- If you have a large quantity of bottles, please crush them before putting them out for collection.
- Please dispose of the bottle caps and labels as "Plastic Containers and Packaging".



Empty Glass Bottles

Collected twice a month

*Please take your emptied bags home as soon as possible after collection.



R

This includes glass bottles used for beverages such as soft drinks and alcohol, and those used for condiments and cosmetics.

- Please empty and rinse out bottles before putting them out for collection.
- If the bottle caps are metal, dispose of them as "Empty Metal Cans and Metal Items". If they are plastic, dispose of them as "Plastic Containers and Packaging".
- Please dispose of broken glass cups, dishes, crockery, and bottles as "Non-Burnable Garbage".



Empty Steel Cans and Metal Items

Collected twice a month
*Please take your emptied bags home as soon as possible after collection.




R

This includes steel (metal) cans, pots and pans, kettles (including those made of aluminum), tin cans (from canned food products), wire items (including wire clothes hangers), confectionery cans, scissors, cutlery, and other metal items.

Look for this mark for steel cans:



- Please empty and rinse out steel cans and canned food cans before putting them out for collection.
- Objects with blades should be safely wrapped in newspaper before disposal.



Aluminum Cans

Collected once or twice a month

*Please take your emptied bags home as soon as possible after collection.



R C

This only includes aluminum beverage cans.

Look for this mark:



- Please empty and rinse out cans before putting them out for collection.
- If you have a large quantity of cans, please crush them before putting them out for collection.
- Please dispose of aluminum products other than cans as "Empty Steel Cans and Metal Items".



Non-burnable Garbage


Collected once a month
*Please take your emptied bags home as soon as possible after collection.



This is garbage which cannot be burned or recycled.

R

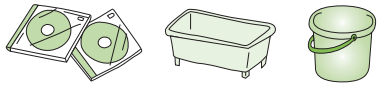
Broken Bottles, Glass Products (such as cups), Light Bulbs, Broken Fluorescent Tubes, Ceramic Products (such as rice bowls and dishes), Enamel Products, etc.



R C

Plastic Products

(Hard plastic items which are not included in the "Plastic Containers and Packaging" classification)



R C

Small Electrical Appliances and Items which are Composed of Various Materials and are Difficult to Classify (Excludes recyclable home appliances and personal computers)



- Put broken items into a bag or wrap them in newspaper, etc., so that they are not dangerous, before putting them out for collection.
- Bricks, roof tiles, earth, and blocks from residences cannot be collected. Please take them directly to the Non-burnable Landfill Site (Izumida-cho).

... L

Oversized Garbage

"Oversized Garbage" refers to everyday living items which do not fit in the designated garbage collection bags.

① When applying for door to door collection of oversized garbage (800 yen per piece)

Please call the information desk on ☎ 62-2000
Collected every Wednesday. The number of acceptances is limited, so please register well in advance.
Office hours are from 8:30 to 5:00 every day. The office is not open over the New Year Holiday period.
(The office is not open between December 29 and January 3.)

② When taking the items directly to the disposal and treatment facilities yourself (Disposal charge at the Clean Center is free of charge, and the Non-burnable Landfill Site will accept up to 100 kg/day.)

Take wooden, plastic and metal items (including bicycles) to the Clean Center.
Take glass, enamel, ceramic and concrete items to the Non-burnable Landfill Site.
● Garbage which can be put out for collection can also be taken to facilities directly. Please refer to the other side of the page for details.
● Cars to deliver oversized garbage are available. For further details, contact the Waste Reduction Promotion Section (☎ 21-1705), the Environmental Management Section (☎ 95-0023), the Fujimatsu Civic Center (Fujimatsu Branch Center) (☎ 36-1111), or the Higashi Kariya Civic Center (☎ 24-1175), or check the Kariya City Website.



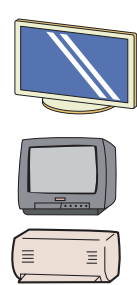
Rental of Mini Truck for Oversized Garbage Transportation



Recyclable Home Appliances

(televisions, refrigerators/freezers, washing machines, clothes drying machines and air conditioners) As of March 1, 2025

The home appliances that are currently classed as recyclable are televisions, air conditioners, refrigerators/freezers, washing machines and clothes drying machines.
*First, ask the dealer from whom you purchased the product, or the dealer from whom you will purchase the new product.



How To Dispose of Products for Home Appliance Recycling

The recycling fee may differ depending on the manufacturer. Be sure to check the manufacturer. In addition, you must pay a recycling fee and a collection and transportation fee (2,000 yen for ① below, and 1,200 yen for ② below) at a post office in Kariya City (including postal agencies).

① When applying for door to door collection of recycled home appliances (recycling fee plus 2,000 yen)

Please call the information desk on ☎ 62-2000
Please refer to Section ① of "Oversized Garbage".

② When taking items to the Clean Center or the Non-burnable Landfill Site yourself (recycling fee plus 1,200 yen)

After paying the recycling fee and the collection and transportation fee at a post office, take the items you wish to dispose of to the facility, along with the vouchers.

③ When taking items to the designated collection location (recycling fee only)

Please either call the Waste Reduction Promotion Section (☎ 21-1705) or check the Kariya City Website or the Association for Electric Home Appliances, Home Appliance Recycling Slip Center Website (<http://www.rkc.aeha.or.jp/>).

Recycling Fee Listing

Items	Fees (taxes included)
Television (up to 15 in.)	1,320 yen ~
Television (16 in. and larger)	2,420 yen ~
Fridge/Freezer (up to 170ℓ)	3,740 yen ~
Fridge/Freezer (170ℓ and larger)	4,730 yen ~
Washing machine or clothes drying machine	2,530 yen ~
Air conditioner	990 yen ~

Garbage Which Cannot be Collected

- Items which have not been separated
- Items which are not in the designated garbage bags
- Bags which contain items which are not appropriate for them
- Unusually large amounts of garbage
(Please take such garbage directly to the Clean Center or the Non-burnable Landfill Site)
- Hazardous garbage, garbage which cannot be processed at the disposal and treatment facilities
Fire resistant safes, farm equipment, pianos, electric water heaters, fire extinguishers, liquid oil, grease, paint, dangerous drugs, agricultural chemicals, propane gas cylinders, unused fireworks, and other items which have been specified by the disposal and treatment facilities
• Please consult the vendor or dealer.



- Personal Computers
Door-to-door service by Renet Japan Recycle, Inc. (1 box free) and each manufacturer's service are available.
For details, confirm with the Waste Reduction Promotion Section (☎ 21-1705).



- Cars, motorcycles (including off-road motorcycles) and their parts
Please consult the dealer.



- Industrial waste
Call the Waste Management Section at the Nishi-Mikawa, Aichi Prefectural Office
☎ 0564-23-1211 (main line).

Used Dry Cell Batteries, Lighters, Fluorescent Tubes, and Spray Cans

Please put in the special garbage collection boxes.



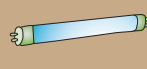
Collection Places for Used Dry Cell Batteries



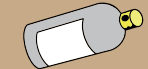
Collection Places for Used Lighters



Collection Places for Used Fluorescent Tubes



Collection Places for Used Spray Cans

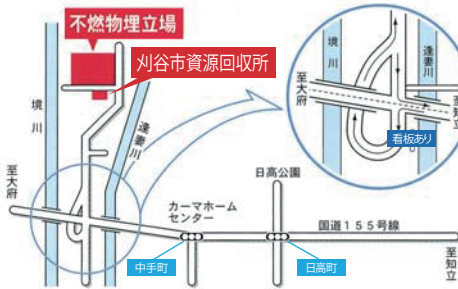


KARIYA

Guide to Kariya's Garbage Treatment Facilities

Non-burnable Landfill Site/ Kariya City Recycling Center

☎ 23-5374



Articles which are collected at the Kariya City Recycling Center

Newspaper, magazines (books), cardboard, old fabric, milk cartons, empty cans and metal items, aluminum cans, glass bottles, plastic bottles (PET), plastic containers and packaging, paper and cardboard containers and packaging, used batteries, lighters, fluorescent tubes, and spray cans

Non-burnable Landfill Site

● Monday~Saturday
8:30~12:00
13:00~16:30

Kariya City Recycling Center

● Monday~Saturday
8:30~16:30

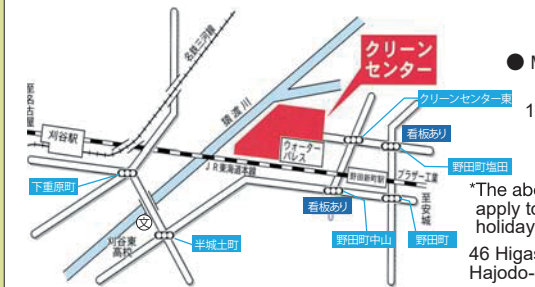
*The above office hours apply to public holidays, too.
16 Minamishinden, Izumida-cho, Kariya-shi

Clean Center

【Garbage Incineration and Oversized Garbage Crushing Plant】

Kariya Chiryu Environmental Association
(Beside "Water Palace KC")

☎ 21-5389



Articles which are collected at the Clean Center

Newspapers, magazines (books), cardboard, empty cans and metal items, aluminum cans, plastic bottles (PET), used batteries, lighters, fluorescent tubes, burnable garbage, and oversized garbage

● Monday~Saturday
8:30~12:00
13:00~16:00

*The above office hours apply to public holidays, too.
46 Higashida, Hajodo-cho, Kariya-shi

How To Dispose of Small Rechargeable Batteries, etc.

① Small Rechargeable Batteries

[E.g.] Lithium-ion Batteries, Nickel-Cadmium Batteries, Nickel-Metal Hydride batteries (NiMH Batteries)



① Search Page for Cooperating Stores



② Button Batteries

Disposal Locations For ① and ②

- Put the used batteries in the recycling boxes at cooperating stores for collection. Please visit the Website (QR code on the right) for information on cooperating stores, etc.
- Take items that cannot be collected at the above cooperating stores to Kariya City Recycling Center.

② Search Page for Cooperating Stores



Please be sure to **insulate ①** and **② with vinyl tape, etc.**



③ Rechargeable Small Home Appliances (With Irremovable Batteries)

[E.g.] Electric toothbrushes, electric shavers, portable fans, electronic cigarettes, mobile batteries, portable game consoles, etc.



③ Disposal Location Kariya City Recycling Center

* Please be sure to use up all of the batteries before taking them in.

Reduce Food Loss! Let's Eat Deliciously Without Leaving Any Leftovers!

In Japan, as many as 4.72 million tons of food are disposed every year. This means that each person in Japan discards about 38 kilograms of food a year, or about one rice bowl of food every day.

Let's reduce "mottainai" food waste by being mindful in our daily shopping and meals!

Examples of Initiatives To Reduce Food Loss at Home

- Check what is in the fridge before you go shopping.
- When shopping, pick up the food you will use that day from the front of the shelf.
- Use up ingredients.
Official Recipe Site of the Consumer Affairs Agency (Cookpad)
- Eat up all the food you make.
- Understand the difference between best-before dates (approximate length of time for tasting good) and expiration dates (approximate length of time for safe eating).

The Key to Food Loss Reduction Is To Buy Only the Right Amount of Food You Need and Eat It Up!



Business Garbage

As a general rule, business garbage cannot be put out
Regarding Business Garbage

For details on how to dispose of business garbage, call the Waste Reduction Promotion Section (☎ 21-1705) or check the Kariya City Website.



Regarding Business Garbage

